

TCI EXPRESS

LEADER IN EXPRESS

April 06, 2019

To,

Listing Department
BSE Limited
Phiroze Jeejeebhoy Towers
Dalal Street - Mumbai- 400001

Listing Department
National Stock Exchange of India Ltd.,
Exchange Plaza, C-1, Block G,
Bandra Kurla Complex,
Bandra (E) Mumbai – 400 051

Scrip Code: 540212

Scrip Symbol: TCIEXP

Sub: Submission of Shareholding Pattern for the 4th quarter ended March 31, 2019

Dear Sir/Madam,



Pursuant to the provisions of Regulation 31 of the SEBI (Listing Obligations and Disclosure Requirements) Regulations, 2015, please find attached herewith Shareholding Pattern of the Company for the 4th quarter ended March 31, 2019.

This is for your information, records and meeting the disclosure requirements as per Regulation 31 of the SEBI (Listing Obligations and Disclosure Requirements) Regulations, 2015.

Hope you shall find the same in order.

Thanking you,

Yours faithfully,
For TCI Express Limited



Vinay Gujral
Company Secretary & Compliance Officer
Encl.: As above

TCI Express Limited

CIN: L62200TG2008PLC061781

Corporate Office: TCI House, Plot No. 69, Sector 32, Institutional Area, Gurugram - 122001, India

Tel.: +91-124-2384090-94 • Email: info@tcipress.in • Website: www.tcipress.in

Registered Office: Flat Nos. 306 & 307, 1-8-273, Third Floor, Ashoka Bhoopal Chambers, S P Road, Secunderabad – 500003 • Tel.: +91 40 27840104

A TCI Company

Table I - Summary Statement holding of specified securities

Category	Category of Shareholder	No of Shareholders	No of fully paid up equity shares held	No of Partly paid-up equity shares held	No of Shares Underlying Depository Receipts	Total No of Shares Held (VII) = (IV)+(V)+(VI)	Shareholding as a % of total no of shares (As a % of (A+B+C2))	Number of Voting Rights held in each class of securities			No of Shares Underlying Outstanding convertible securities (Including Warrants)	Shareholding as a % assuming full conversion of convertible Securities (as a percentage of diluted share capital)	Number of Locked in Shares		Number of Shares pledged or otherwise encumbered		Number of equity shares held in dematerialized form	
								No of Voting Rights	Total as a % of (A+B+C)				No.	As a % of total Shares held	No.	As a % of total Shares held		
								Class X	Class Y	Total								
(I)	(II)	(III)	(IV)	(V)	(VI)	(VII)	(VIII)	(IX)			(X)	(XI)	(XII)		(XIII)		(XIV)	
(A)	Promoter & Promoter Group	17	25656022	0	0	25656022	66.97	25656022	0	25656022	66.97	0	66.97	0	0.00	0	0.00	25656022
(B)	Public	25700	12654603	0	0	12654603	33.03	12654603	0	12654603	33.03	0	33.03	0	0.00	NA	NA	10941848
(C)	Non Promoter-Non Public																	
(C1)	Shares underlying DRs	0	0	0	0	0	NA	0	0	0	0.00	0	NA	0	0.00	NA	NA	0
(C2)	Shares held by Employees Trusts	0	0	0	0	0	0.00	0	0	0	0.00	0	0.00	0	0.00	NA	NA	0
	Total:	25717	38310625	0	0	38310625	100.00	38310625	0	38310625	100.00	0	100.00	0	0.00	0	0.00	36597870

Swal




Table II - Statement showing shareholding pattern of the Promoter and Promoter Group

Category	Category & Name of the Shareholder	PAN	No of Shareholders	No of fully paid up equity shares held	No of Partly paid-up equity shares held	No of Shares Underlying Depository Receipts	Total No of Shares Held (IV+V+VI)	Shareholding as a % of total no of shares (calculated as per SCRR, 1957 (VIII) As a % of (A+B+C2)	Number of Voting Rights held in each class of securities			No of Shares Underlying Outstanding convertible securities (Including Warrants)	Shareholding as a % assuming full conversion of convertible Securities (as a percentage of diluted share capital) (VII)+(X) As a % of (A+B+C2)	Number of Locked in Shares		Number of Shares pledged or otherwise encumbered		Number of equity shares held in dematerialized form	
									No of Voting Rights		Total as a % of (A+B+C)			No.	As a % of total Shares held	No.	As a % of total Shares held		
									Class X	Class Y									Total
	(I)	(II)	(III)	(IV)	(V)	(VI)	(VII)	(VIII)	(IX)			(X)	(XI)	(XII)	(XIII)	(XIV)			
(1)	Indian																		
(a)	Individuals/Hindu undivided Family		11	8455345	0	0	8455345	22.07	8455345	0	8455345	22.07	0	22.07	0	0.00	0	0.00	8455345
	DHARMPAL AGARWAL-TCI Trading		1	2487497	0	0	2487497	6.49	2487497	0	2487497	6.49	0	6.49	0	0.00	0	0.00	2487497
	DHARM PAL AGARWAL-HUF		1	1019878	0	0	1019878	2.66	1019878	0	1019878	2.66	0	2.66	0	0.00	0	0.00	1019878
	VINEET AGARWAL-HUF		1	10382	0	0	10382	0.03	10382	0	10382	0.03	0	0.03	0	0.00	0	0.00	10382
	VINEET AGARWAL		1	991467	0	0	991467	2.59	991467	0	991467	2.59	0	2.59	0	0.00	0	0.00	991467
	DHARMPAL AGARWAL		1	419314	0	0	419314	1.09	419314	0	419314	1.09	0	1.09	0	0.00	0	0.00	419314
	CHANDER AGARWAL		1	917131	0	0	917131	2.39	917131	0	917131	2.39	0	2.39	0	0.00	0	0.00	917131
	PRIYANKA AGARWAL		1	972604	0	0	972604	2.54	972604	0	972604	2.54	0	2.54	0	0.00	0	0.00	972604
	URMILA AGARWAL		1	925295	0	0	925295	2.42	925295	0	925295	2.42	0	2.42	0	0.00	0	0.00	925295
	CHANDRIMA AGARWAL		1	370528	0	0	370528	0.97	370528	0	370528	0.97	0	0.97	0	0.00	0	0.00	370528
	VIHAAN AGARWAL		1	172166	0	0	172166	0.45	172166	0	172166	0.45	0	0.45	0	0.00	0	0.00	172166
	NAV AGARWAL		1	169083	0	0	169083	0.44	169083	0	169083	0.44	0	0.44	0	0.00	0	0.00	169083
(b)	Central Government/State Government(s)		0	0	0	0	0	0.00	0	0	0	0.00	0	0.00	0	0.00	0	0.00	0
(c)	Financial Institutions/Banks		0	0	0	0	0	0.00	0	0	0	0.00	0	0.00	0	0.00	0	0.00	0
(d)	Any Other		6	17200677	0	0	17200677	44.90	17200677	0	17200677	44.90	0	44.90	0	0.00	0	0.00	17200677
	BHORUKA INTERNATIONAL (P) LIMITED		1	5294102	0	0	5294102	13.82	5294102	0	5294102	13.82	0	13.82	0	0.00	0	0.00	5294102
	TCI INDIA LIMITED		1	2022782	0	0	2022782	5.28	2022782	0	2022782	5.28	0	5.28	0	0.00	0	0.00	2022782
	TCI EXIM (P) LIMITED		1	156572	0	0	156572	0.41	156572	0	156572	0.41	0	0.41	0	0.00	0	0.00	156572
	XPS CARGO SERVICES LIMITED		1	621427	0	0	621427	1.62	621427	0	621427	1.62	0	1.62	0	0.00	0	0.00	621427
	BHORUKA FINANCE CORPORATION OF INDIA LTD		1	7952339	0	0	7952339	20.76	7952339	0	7952339	20.76	0	20.76	0	0.00	0	0.00	7952339
	TCI GLOBAL LOGISTICS LTD		1	1153455	0	0	1153455	3.01	1153455	0	1153455	3.01	0	3.01	0	0.00	0	0.00	1153455
	Sub-Total (A)(1)		17	25656022	0	0	25656022	66.97	25656022	0	25656022	66.97	0	66.97	0	0.00	0	0.00	25656022
(2)	Foreign																		
(a)	Individuals (Non-Resident)		0	0	0	0	0	0.00	0	0	0	0.00	0	0.00	0	0.00	0	0.00	0
(b)	Government		0	0	0	0	0	0.00	0	0	0	0.00	0	0.00	0	0.00	0	0.00	0
(c)	Institutions		0	0	0	0	0	0.00	0	0	0	0.00	0	0.00	0	0.00	0	0.00	0
(d)	Foreign Portfolio Investor		0	0	0	0	0	0.00	0	0	0	0.00	0	0.00	0	0.00	0	0.00	0
(e)	Any Other		0	0	0	0	0	0.00	0	0	0	0.00	0	0.00	0	0.00	0	0.00	0
	Sub-Total (A)(2)		0	0	0	0	0	0.00	0	0	0	0.00	0	0.00	0	0.00	0	0.00	0
	Total Shareholding of Promoter and Promoter Group (A)=(A)(1)+(A)(2)		17	25656022	0	0	25656022	66.97	25656022	0	25656022	66.97	0	66.97	0	0.00	0	0.00	25656022

Arinal

Table III - Statement showing shareholding pattern of the Public shareholder

Category	Category & Name of the Shareholder	PAN	No of Shareholders	No of fully paid up equity shares held	No of Partly paid-up equity shares held	No of Shares Underlying Depository Receipts	Total No of Shares Held (IV+V+VI)	Shareholding as a % of total no of shares (A+B+C2)	Number of Voting Rights held in each class of securities			No of Shares Underlying Outstanding convertible securities (Including Warrants)	Shareholding as a % assuming full conversion of convertible Securities (as a percentage of diluted share capital)	Number of Locked in Shares		Number of Shares pledged or otherwise encumbered		Number of equity shares held in dematerialized form	
									No of Voting Rights					Total as a % of (A+B+C)	No.	As a % of total Shares held	No.		As a % of total Shares held
									Class X	Class Y	Total								
(I)	(II)	(III)	(IV)	(V)	(VI)	(VII)	(VIII)	(IX)			(X)	(XI)	(XII)		(XIII)	(XIV)			
(1)	Institutions																		
(a)	Mutual Funds		6	1193511	0	0	1193511	3.12	1193511	0	1193511	3.12	0	3.12	0	0.00	NA	NA	1193511
	CANARA ROBECO MUTUAL FUND A/C CANARA ROBECO CAPITAL PROTECTION ORIENTED FUND SR.8		1	672483	0	0	672483	1.76	672483	0	672483	1.76	0	1.76	0	0.00	NA	NA	672483
(b)	Venture Capital Funds		0	0	0	0	0	0.00	0	0	0	0.00	0	0.00	0	0.00	NA	NA	0
(c)	Alternate Investment Funds		2	585072	0	0	585072	1.53	585072	0	585072	1.53	0	1.53	0	0.00	NA	NA	585072
	MOTILAL OSWAL FOCUSED MULTICAP OPPORTUNITIES FUND		1	580819	0	0	580819	1.52	580819	0	580819	1.52	0	1.52	0	0.00	NA	NA	580819
(d)	Foreign Venture Capital Investors		0	0	0	0	0	0.00	0	0	0	0.00	0	0.00	0	0.00	NA	NA	0
(e)	Foreign Portfolio Investors		33	1582910	0	0	1582910	4.13	1582910	0	1582910	4.13	0	4.13	0	0.00	NA	NA	1582910
(f)	Financial Institutions/Banks		7	13696	0	0	13696	0.04	13696	0	13696	0.04	0	0.04	0	0.00	NA	NA	4655
(g)	Insurance Companies		0	0	0	0	0	0.00	0	0	0	0.00	0	0.00	0	0.00	NA	NA	0
(h)	Provident Funds/Pension Funds		0	0	0	0	0	0.00	0	0	0	0.00	0	0.00	0	0.00	NA	NA	0
(i)	Any Other																		
	FOREIGN INSTITUTIONAL INVESTORS		1	2941	0	0	2941	0.01	2941	0	2941	0.01	0	0.01	0	0.00	NA	NA	2941
	OVERSEAS CORPORATE BODIES		1	1015482	0	0	1015482	2.65	1015482	0	1015482	2.65	0	2.65	0	0.00	NA	NA	0
	ARCEE HOLDINGS LIMITED OCB		1	1015482	0	0	1015482	2.65	1015482	0	1015482	2.65	0	2.65	0	0.00	NA	NA	0
	FOREIGN NATIONALS		2	850	0	0	850	0.00	850	0	850	0.00	0	0.00	0	0.00	NA	NA	850
	Sub Total (B)(1)		52	4394462	0	0	4394462	11.47	4394462	0	4394462	11.47	0	11.47	0	0.00	NA	NA	3369939
(2)	Central Government/State Government(s)/President of India		0	0	0	0	0	0.00	0	0	0	0.00	0	0.00	0	0.00	NA	NA	0
	Sub Total (B)(2)		0	0	0	0	0	0.00	0	0	0	0.00	0	0.00	0	0.00	NA	NA	0
(3)	Non-Institutions																		
(a)	i. Individual shareholders holding nominal share capital up to Rs.2 lakhs		24055	5589704	0	0	5589704	14.59	5589704	0	5589704	14.59	0	14.59	0	0.00	NA	NA	4987061
	ii. Individual shareholders holding nominal share capital in excess of Rs. 2 Lakhs		4	784261	0	0	784261	2.05	784261	0	784261	2.05	0	2.05	0	0.00	NA	NA	784261
	SANGEEETA NIRMAL BANG		1	433960	0	0	433960	1.13	433960	0	433960	1.13	0	1.13	0	0.00	NA	NA	433960
(b)	NBFCs Registered with RBI		3	5007	0	0	5007	0.01	5007	0	5007	0.01	0	0.01	0	0.00	NA	NA	5007
(c)	Employee Trusts		0	0	0	0	0	0.00	0	0	0	0.00	0	0.00	0	0.00	NA	NA	0
(d)	Overseas Depositories (Holding DRs)(Balancing figure)		0	0	0	0	0	0.00	0	0	0	0.00	0	0.00	0	0.00	NA	NA	0
(e)	Any Other																		
	TRUSTS		4	20194	0	0	20194	0.05	20194	0	20194	0.05	0	0.05	0	0.00	NA	NA	20194
	UNCLAIMED SHARES		1	365103	0	0	365103	0.95	365103	0	365103	0.95	0	0.95	0	0.00	NA	NA	365103
	NON RESIDENT INDIANS		721	250080	0	0	250080	0.65	250080	0	250080	0.65	0	0.65	0	0.00	NA	NA	182945
	CLEARING MEMBERS		59	63111	0	0	63111	0.16	63111	0	63111	0.16	0	0.16	0	0.00	NA	NA	63111
	NON RESIDENT INDIAN NON REPATRIABLE		353	157159	0	0	157159	0.41	157159	0	157159	0.41	0	0.41	0	0.00	NA	NA	157159
	BODIES CORPORATES		448	1025522	0	0	1025522	2.68	1025522	0	1025522	2.68	0	2.68	0	0.00	NA	NA	1007068
	Sub Total (B)(3)		25648	8260141	0	0	8260141	21.56	8260141	0	8260141	21.56	0	21.56	0	0.00			7571909
	Total Public Shareholding (B) = (B)(1)+(B)(2)+(B)(3)		25700	12654603	0	0	12654603	33.03	12654603	0	12654603	33.03	0	33.03	0	0.00			10941848



Table IV - Statement showing shareholding pattern of the Non Promoter - Non Public Shareholder

Category	Category & Name of the Shareholder	PAN	No of Share-holders	No of fully paid up equity shares held	No of Partly paid-up equity shares held	No of Shares Underlying Depository Receipts	Total No of Shares Held (IV+V+VI)	Shareholding as a % of total no of shares (A+B+C2)	Number of Voting Rights held in each class of securities			No of Shares Underlying Outstanding convertible securities (Including Warrants)	Shareholding as a % assuming full conversion of convertible Securities (as a percentage of diluted share capital)	Number of Locked in Shares		Number of Shares pledged or otherwise encumbered		Number of equity shares held in dematerialized form	
									No of Voting Rights	Total as a % of (A+B+C)				No.	As a % of total Shares held	No.	As a % of total Shares held		
									Class X	Class Y	Total								
	(I)	(II)	(III)	(IV)	(V)	(VI)	(VII)	(VIII)	(IX)			(X)	(XI)	(XII)		(XIII)		(XIV)	
(1)	Custodian/DR Holder		0	0	0	0	0	0.00	0	0	0	0.00	0	0.00	0	0.00	NA	NA	0
(2)	Employee Benefit Trust (under SEBI(Share based Employee Benefit) Regulations 2014)		0	0	0	0	0	0.00	0	0	0	0.00	0	0.00	0	0.00	NA	NA	0
	Total Non-Promoter-Non Public Shareholding (C) = (C)(1)+(C)(2)		0	0	0	0	0	0.00	0	0	0	0.00	0	0.00	0	0.00			0

Amal
