

TCIEXPRESS

LEADER IN EXPRESS

*Pioneering
the Future of
Express Logistics*

*Fast Forward to a **Greener Tomorrow***

Q1 FY2024 Earnings Presentation

TCIEXPRESS

LEADER IN EXPRESS



Q1 FY2024 Highlights

TCI Express Entered into New Fiscal Year on a positive note

Revenue from operation of Rs. 306 Cr, up by 4.8%, EBITDA up by 7.0% and Net Profit up by 4.2% on Y-o-Y basis

Key Highlights

- The revenue was mainly driven from the MSME customers, indicating a strong and growing market presence in that segment
- The operating margins during the quarter were enhanced despite a rise in inflation
- TCI Express has managed to sustain and maintain stable PAT margins, outperforming the industry average and showcasing our resilience and efficiency in challenging time
- The capacity utilisations during the quarter was at 83.5%

Total Income

Rs. 306 Cr
4.8% Y-o-Y

EBITDA

Rs. 48 Cr
15.6% Margin

Profit After Tax

Rs. 32 Cr
10.6% Margin

Cash From Operation

Rs. 14 Cr

Management Perspective



Commenting on the performance, Mr. Chander Agarwal, Managing Director, said:

TCI Express is a leading express logistics company that achieved remarkable success in the recent quarter. With a revenue of Rs. 306 crores and an EBITDA margin of Rs. 48 crores (16% margin), the company showcased strong financial management. The Profit After Tax (PAT) stood at Rs. 32 crores, with a margin of 11%.

Notably, the growth was driven by increased business from MSME customers, reflecting the company's ability to tap into emerging market opportunities. Despite the challenges posed by global inflation, TCI Express outperformed its peers and successfully sustained its margins. This highlights the company's efficient operational strategies and adaptability to evolving market conditions, establishing its position as a reliable and successful company in the express logistics industry.

The manufacturing sector is receiving strong government support, leading to an anticipated growth of 13-14%. As companies ramp up their production activities, the demand for express logistics services is expected to surge. This trend is likely to boost significant growth in the express logistics industry as businesses rely more heavily on efficient supply chain management and transportation services to meet increasing demands. Additionally, this surge in demand is likely to enhance profit margins for express logistics companies, making it a favorable and promising market to capitalize on.

The Pune center, which began its operations in 2021, is poised to undergo automation implementation by the fourth quarter of FY24. This strategic move is expected to significantly reduce downtime, streamlining processes and improving overall operational efficiency. With automation in place, the center will be better equipped to meet the demands of its customers and enhance service delivery, further solidifying its position as a key player in the industry.

We are also proud to announce that we have received the prestigious LEED Gold certification from the USGBC. The 'GIGA' Sorting Centre in Tajnagar, Gurugram, received the 'Gold' rating under the LEEDv4 BD+C Warehouses and Distribution Centers rating system. This recognition showcases our commitment to sustainability and environmental responsibility as a pioneering achievement in the industry.

Fastest Express Delivery Company in India

200+
Countries

2016
Year of Listing

60,000+
Location Served

3,500+
Work Force

5,500+
Containerized Vehicles

73
Air Gateways

950+
Branch Setup

28
Sorting Centres

1 Successfully completed 7 years post the demerger and has become industry leading and fastest delivery company in India

2 The only express cargo company in India with own set up across nation. Offers services on Sunday, Holiday and late pickup

3 ERP enabled operations, barcoding on packaging, GPS enabled vehicles and CCTV surveillance all India

4 Serves 97% of B2B customers and 3% of B2C customers

5 Ranked 438 in top 500 companies based on market cap, as on March 31, 2023

6 Specialized in offering time-definite solutions with focus on Tier II and III cities



Why TCI Express?

Ranked 438 in Top 500 Companies based on Market Cap, as on March 31, 2023

1



Asset Light
Business Model

2



High Value Cargo
(Low volume,
high margins)

3



Low Working
Capital
Requirement

4



Lowest Cost
Structure

5



Expansion of
Services

6



No Franchise:
All owned
Branches

7




API based
backend
technology

8



Containerized
Movement

9



Superior
Customer
Support Services

10

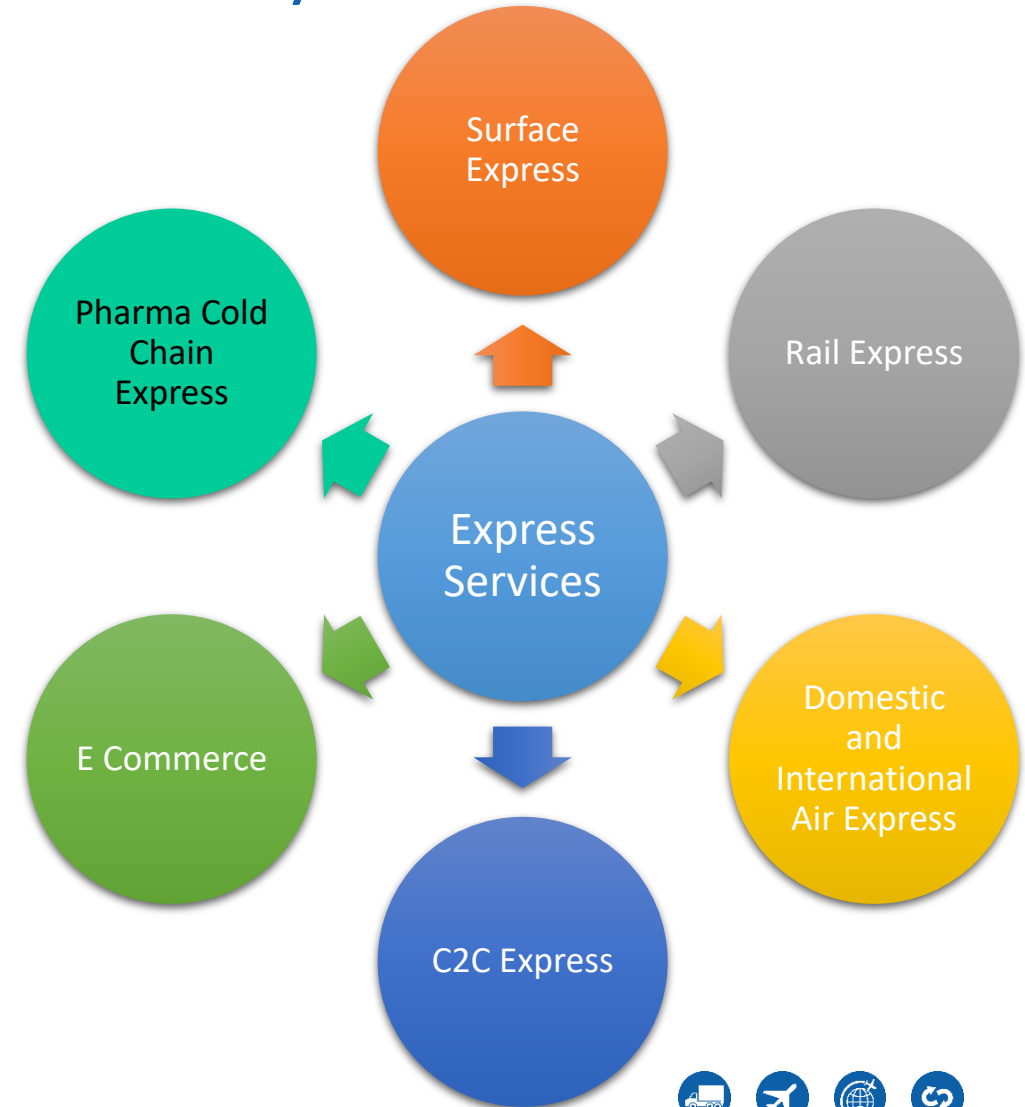
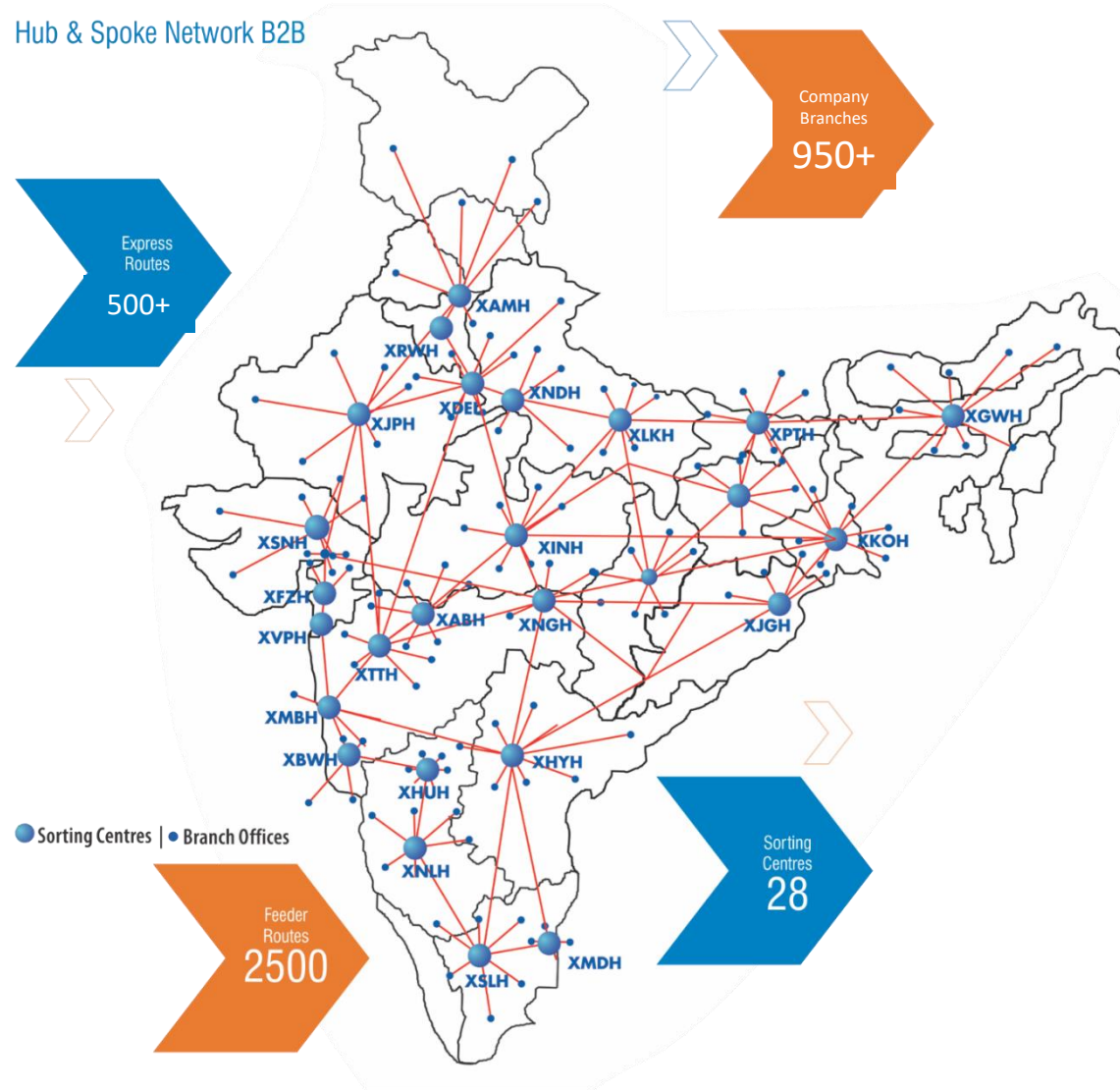


Focus on
Automation



Geographical Footprint

Fastest Delivery Company with Unmatched Network and Efficiency



Financial Performance

Particulars (in Cr)	Q1		Y-o-Y	Q4	Q-o-Q	Full Year		Y-o-Y
	FY2024	FY2023	Growth (%)	FY2023	Growth (%)	FY2023	FY2022	Growth (%)
Income from Operations	304.9	290.4	5.0%	326.2	(6.6)%	1,241.0	1,081.5	14.8%
Other Income	1.5	1.9		1.7		7.2	8.2	
Total Income	306.4	292.4	4.8%	327.9	(6.6)%	1,248.2	1,089.7	14.5%
EBITDA	47.9	44.7	7.0%	55.8	(14.2)%	201.7	182.9	10.2%
Margin (%)	15.6%	15.3%		17.0%		16.2%	16.8%	
EBIT	43.3	41.4	4.5%	51.6	(16.2)%	186.3	172.9	7.8%
Margin (%)	14.1%	14.2%		15.7%		14.9%	15.9%	
PBT	42.9	41.1	4.3%	50.9	(15.7)%	184.5	172.0	7.3%
Margin (%)	14.0%	14.1%		15.5%		14.8%	15.8%	
PAT	32.3	31.0	4.2%	38.4	(15.9)%	139.3	128.9	8.1%
Margin (%)	10.6%	10.6%		11.7%		11.2%	11.8%	
EPS	8.4	8.1	4.4%	10.0	(16.3)%	36.2	33.5	8.2%

Notes:

1. EBITDA and EBIT includes other income
2. All Margins calculated on Total Income

* All numbers in Crores unless specified



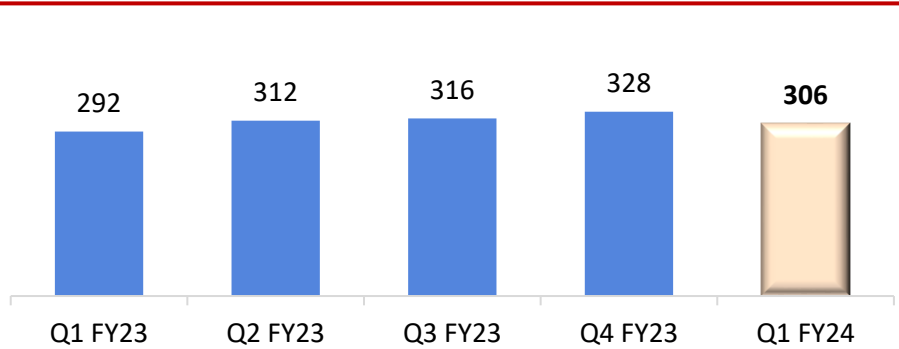
Q1 FY2024 Performance Discussion

- Total Income for the quarter stood at Rs. 306 Crores, registering an increase of 4.8% y-o-y. This growth was driven by recovery in economic activities and growing demand from MSME customers
- EBITDA margins remained stable:
 - Despite inflationary environment, we were able to maintain stable margins due to higher capacity utilization of 83.5% in Q1FY2024
 - The contribution to revenue from newly launched services, particularly from rail express, has been steadily increasing
- Capex of Rs. 3.9 Crores incurred during Q1FY2024 primarily spent towards IT equipment and digitalisation
- 5 new branches were added during Q1FY2024 to penetrate deeper in the key growing markets in West and South region to cater the growing demand with industry leading services

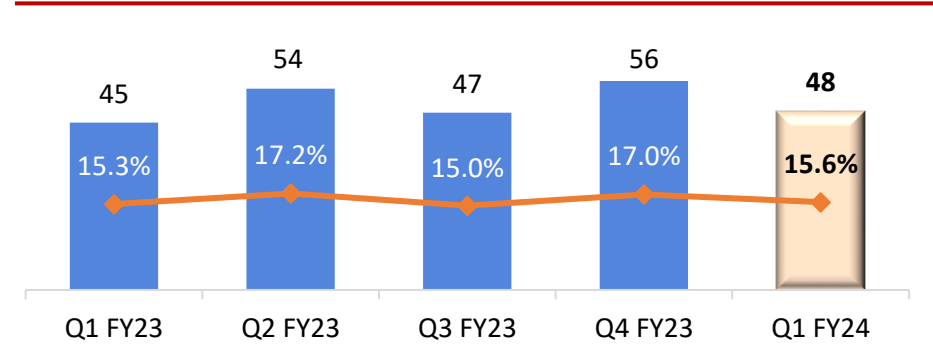
Quarter Performance Trends

Improvements in financial performance and profitability by maintaining industry leading margin profile

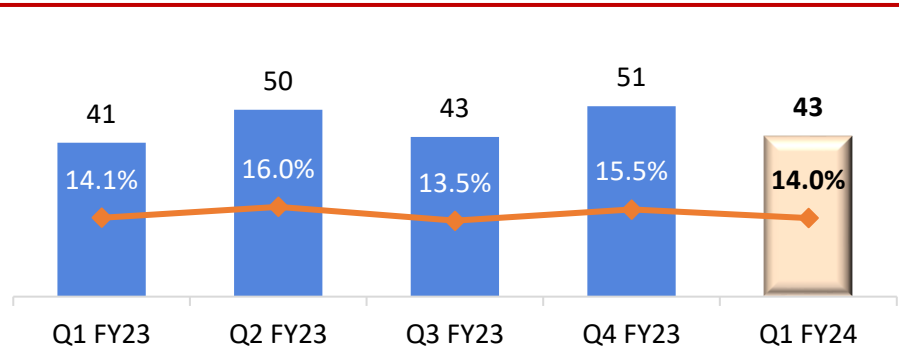
Total Income



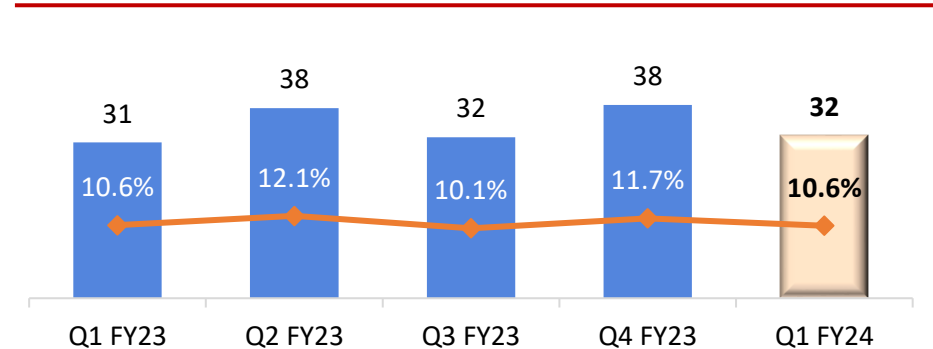
EBITDA and Margins



PBT and Margins



PAT and Margins



Notes:

1. EBITDA includes other income
2. All Margins are calculated on Total Income

* All numbers in Crores unless specified



Strategy and Outlook

Revenue Growth Drivers

1

Highly diversified client base of corporate and SME customers. Well spread across industry verticals

2

Continuous expansion in metro and tier I cities through new branch offices

3

Contribution of new and value-added service offerings to drive growth

4

Automation at owned sorting centers to drive operational efficiency and enhance profitability

5

Government Initiatives to strengthen the logistics sector and focus on infrastructure to provide seamless connectivity to remote rural areas



Capital Expenditure

- ✓ Planned CapEx of Rs. 500 crores in 5 years (FY23-FY28)
- ✓ In FY2023 incurred capex of Rs. 125 Crores
- ✓ The remaining capex of Rs. 375 crore will be spent during FY24 - FY28
- ✓ Investment in sorting centers
- ✓ Automation and enhancing technological capabilities

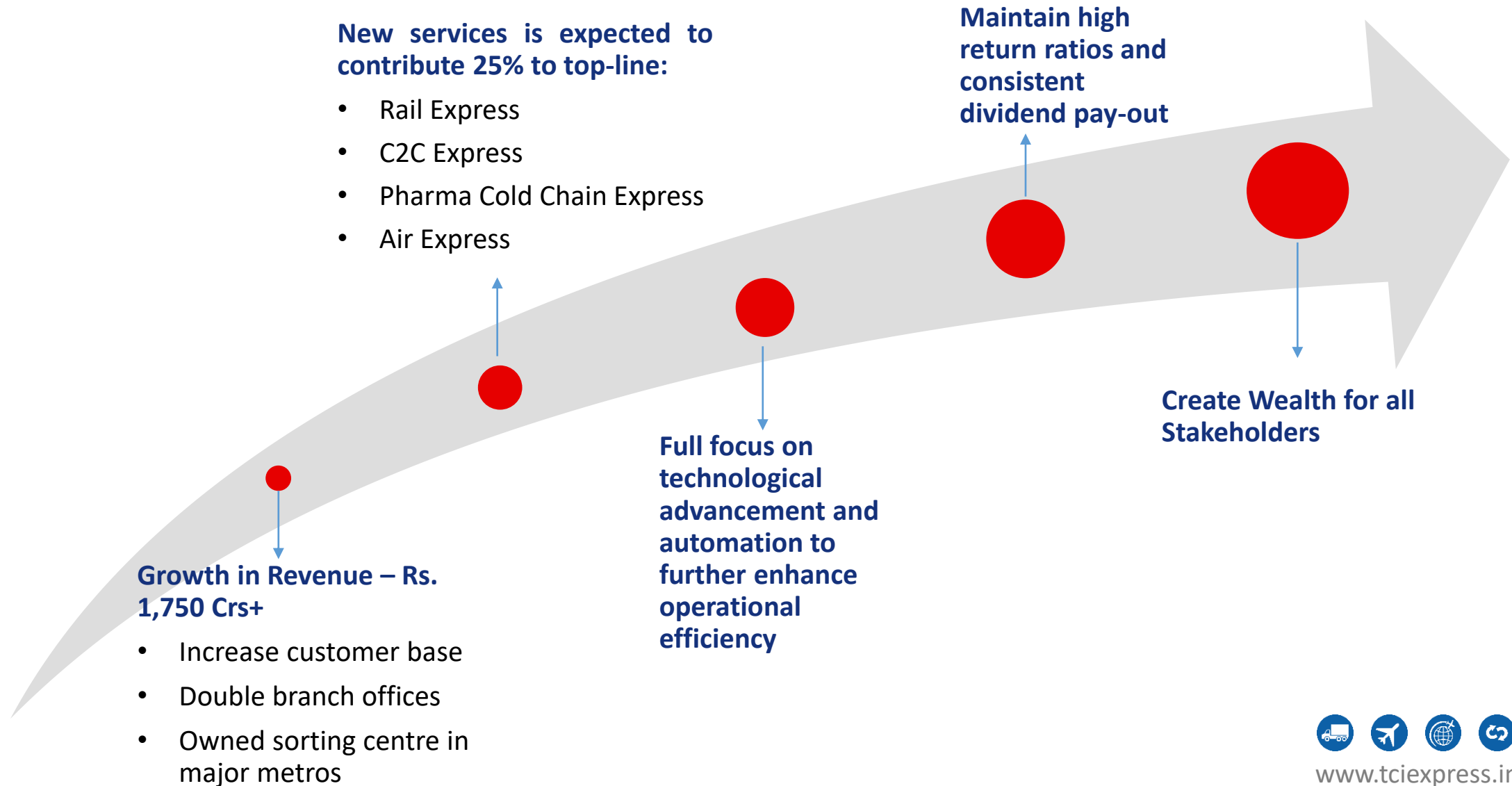


TCI Express Offering

- ✓ Launch and expand Rail service offerings
- ✓ Added new services such as Pharma Cold Chain and C2C express
- ✓ Continuous focus on volume growth through B2B client acquisition



Strategic Priorities by 2025



Largest B2B Sorting Center

Company has made significant progress in each of its strategic focus areas, has successfully commissioned India's first and largest automated B2B sorting center in Gurgaon in March 2022 reducing parcel handling time and vehicle halting time

GIGA Sorting Centre, Gurgaon

Location:	Gurgaon
Area:	2 lakh sq.ft
Solar Panel:	800 KW
Operational:	India's first and largest automated B2B sorting center operational from March 2022



Inhouse ERP and Automation

Shorter Turnaround Time

24x7
Higher Capacity Utilization

Enhance Customer Satisfaction

Enhance Profitability



Expanding Service Offering: Rail Express

❑ Asset Light Business Model

- ✓ TCI Express to buy space on the trains to ensure higher capacity utilization
- ✓ Independent team to manage this business offering

❑ Advantages

- ✓ Faster transit time at a lower cost substituting Air Cargo
- ✓ Optimize economies of scale at branches and routes
- ✓ Use of strong railway network

❑ Infrastructure Development backed by government

- ✓ Indian railways aims to increase its freight traffic from 1.1 billion tons in 2017 to 3.3 billion tons in 2030
- ✓ Lower carbon footprint and sustainable mode of transport



Shorter Turnaround Time

Uninterrupted Transportation

Synergistic with Existing Express Business

Bridging the Gap between Air and Surface

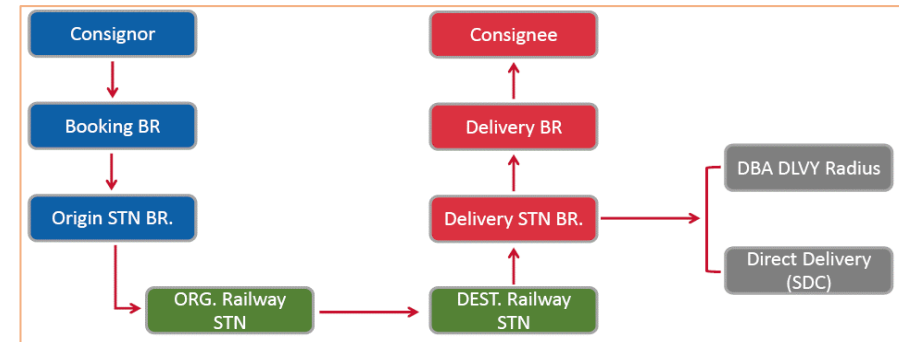
Higher Margin Business

Infrastructure Backed by Government

2,700
Customer Base

125
Route Presence

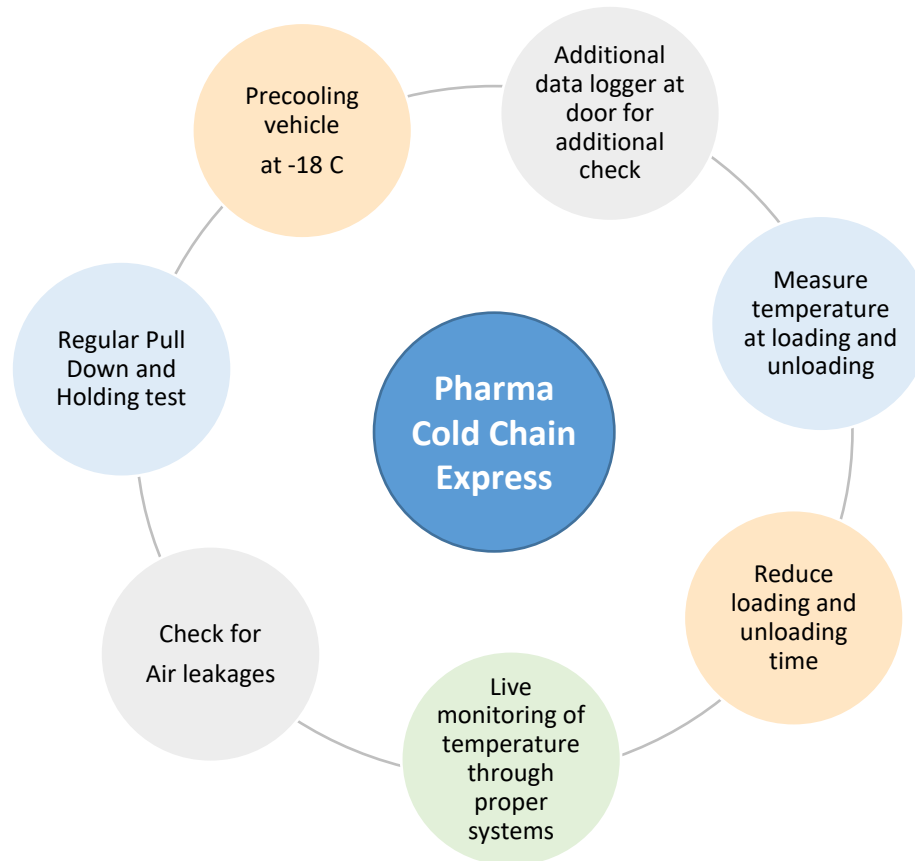
Centralized and integrated express logistics system



Expanding Service Offering: Pharma Cold Chain Express

TCI Express successfully launched Pharma Cold Chain Express Service, an asset-light model and use existing hub and spoke network to meet the growing demand for Cold Chain express logistics

Standard Operating Procedures followed by TCI Express



TCI Express Pharma Cold Chain Transportation

- TCI Express continues to implement the asset-light model in the Pharma Cold Chain express logistics segment
- Dispatching Pharma shipments either Frozen (Blood Plasma) or Vaccines under the prescribed temperature as norms ensuring there are no fluctuations in the temperature
- Dispatching frozen products as per FSSAI norms ensuring there are no fluctuations in the temperature
- Monitoring of temperature maintained through Data Loggers and real-time monitoring through tracer
- Tracking of vehicles through GPS and real-time data been provided to the customer
- Proper loading and unloading of material ensuring there are no temperature fluctuations

Expanding Service Offering: C2C Express

TCI Express launched India's first customer to customer C2C Express service, implementing asset light model

Transportation Mode – Fast Trucking

Minimizes connections and travel time

Offering a high frequency of services

Directly connects the set of locations without any interruption of services

Flexible routes

Transportation Mode – Milk Run

Pick up from multiple locations and delivery at single point

Pick up from one location and delivery at multiple locations

Real time tracking through GPS and temperature through tracer

Flexible routes

End to End Transportation, Door Pick up and Door Delivery

Multilocation Delivery and Pick up

GPS Enabled Vehicle for tracking

Single Point of contact for any query

Movement of High Cargo value



Last 6 Year Key Takeaways

Inherent Business Strength

- ✓ Fastest B2B Express Delivery Company in India
- ✓ Asset light model allows the Company to maintain higher utilization and drive strong cash flows
- ✓ No franchise model. All branches are company owned which ensures the adoption of best standard operating procedures
- ✓ Diversified business model catering to all the major manufacturing industries

Expanding Business

- ✓ Locations servicing from 32,000 locations in FY 2017 to 60,000 locations in FY 2023
- ✓ Branch offices increased from 500 in FY 2017 to 950+ branches in FY 2023
- ✓ Sorting centers increased from 26 in FY 2017 to 28 in FY 2023
- ✓ Customers count increased from 1.6 Lakh in FY 2017 to 2.25 Lakh in FY 2023

Generating Returns for Stakeholders

- ✓ Post demerger: 7 year track record of consistently delivering enhanced margins and profitability. EBITDA growing at a CAGR of 21% and net profit is at a CAGR of 24%
- ✓ Consistently paying dividends for the last 7 years and generating a high return on capital employed
- ✓ Debt-free company, maintaining a strong balance sheet and flexible capital structure



FY2023 Highlights

Total Income

Rs. 1,248 crore

FY2022: Rs. 1,090 crore



14.8%
Y-o-Y

33%

FY2023 ROCE

EBITDA | Margins%

Rs. 202 crore | 16.2%

FY2022: Rs. 183 crore | 16.8%



10.2%
Y-o-Y

25%

FY2023 ROE

Net Profit | Margins%

Rs. 139 crore | 11.2%

FY2022: Rs. 129 crore | 11.8%



8.1%
Y-o-Y

Rs. 147 Crores

Cash Flow from
Operations

- Record financial performance for the full year, with strong quarterly results driven by successful strategic initiatives and operations excellency
- Maintained strong capital structure which allows us to continue to invest in profitable growth
- Strong free cash flow of Rs. 147 crores with robust CFO to EBITDA ratio of 73%
- Focus on margin stabilization through automation and network efficiency
- Building momentum with significant value potential with comprehensive service offerings

Notes:

1. Return on Capital Employed is calculated as EBIT/Average Capital Employed. Capital Employed = Total Equity + Total Debt
2. Return on Equity is calculated as Net Profit/Average Total Equity
3. ROCE and ROE has been annualised

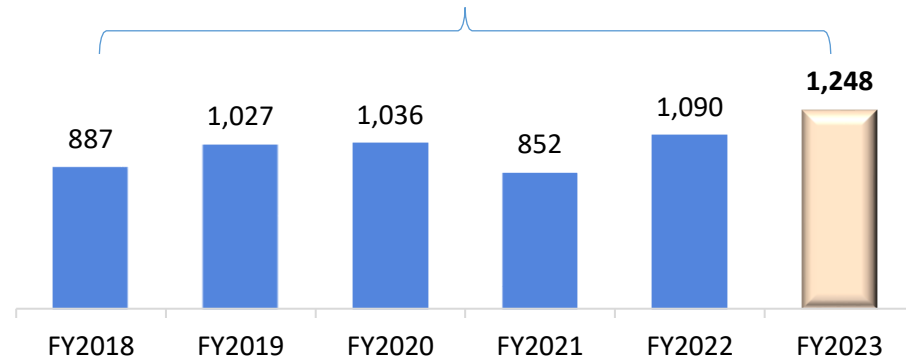


Annual Performance Trend

Strong track record of consistently driving higher margins and profitability

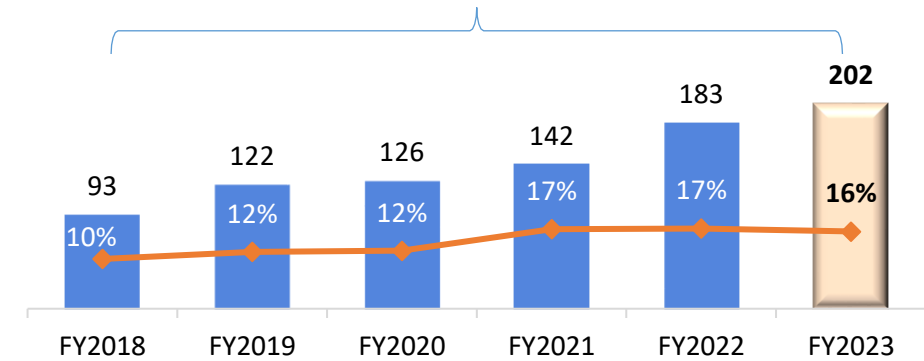
Total Income from Operations

CAGR +7%



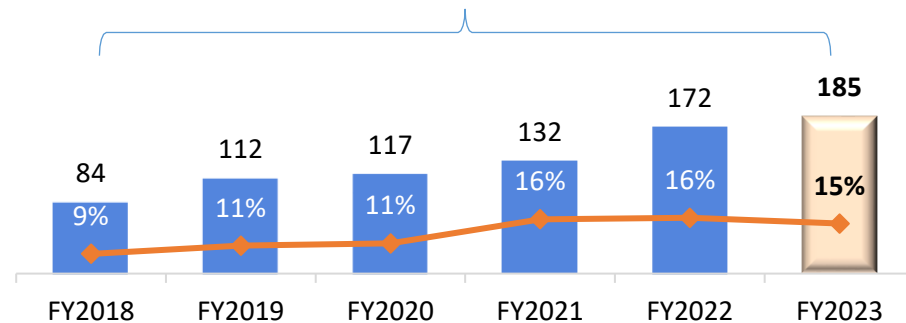
EBITDA and Margins

CAGR +17%



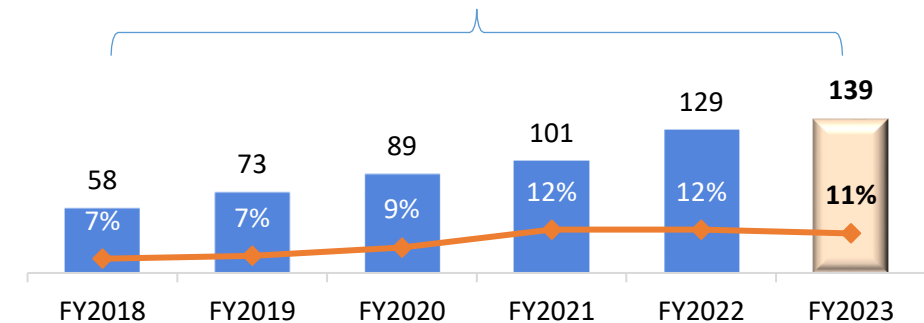
PBT and Margins

CAGR +17%



PAT and Margins

CAGR +19%



Notes:

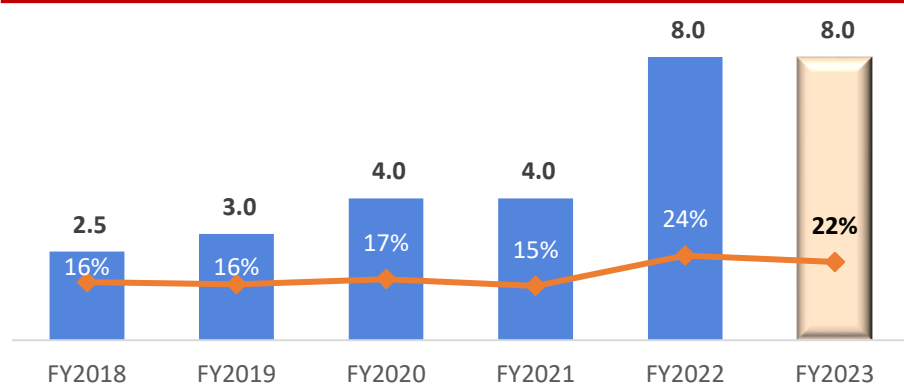
1. EBITDA includes other income
2. All Margins are calculated on Total Income

* All numbers in Crores unless specified

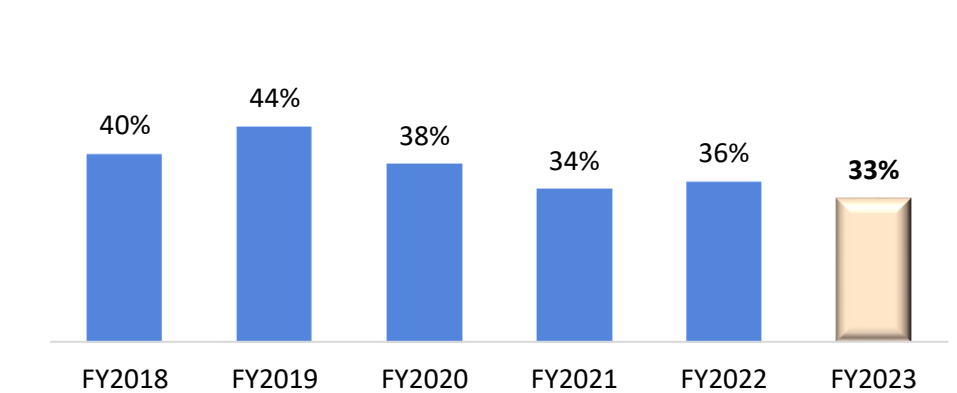


Increased cash conversion cycle has improved operational efficiency and financial health

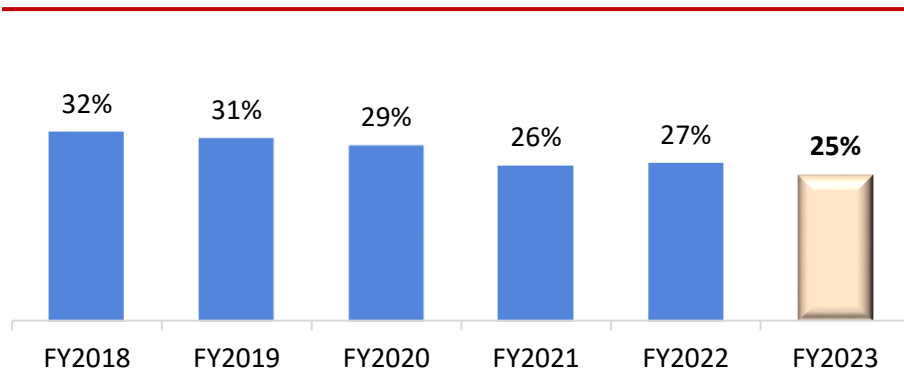
Dividend per Share (Rs) & Payout (%)



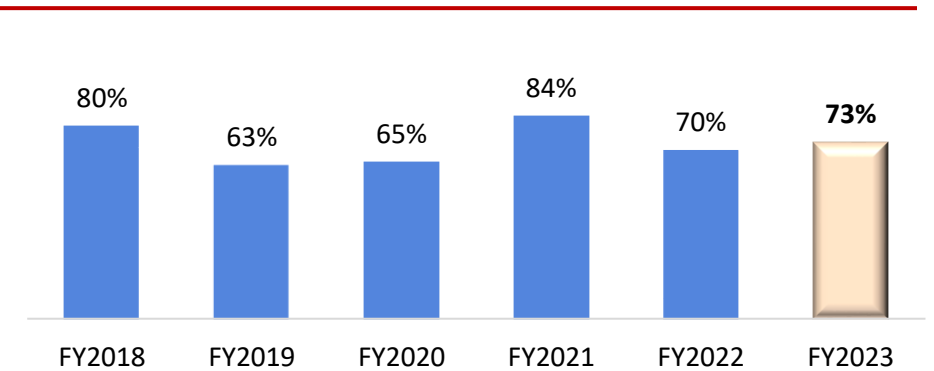
Return on Capital Employed (%)



Return on Equity (%)

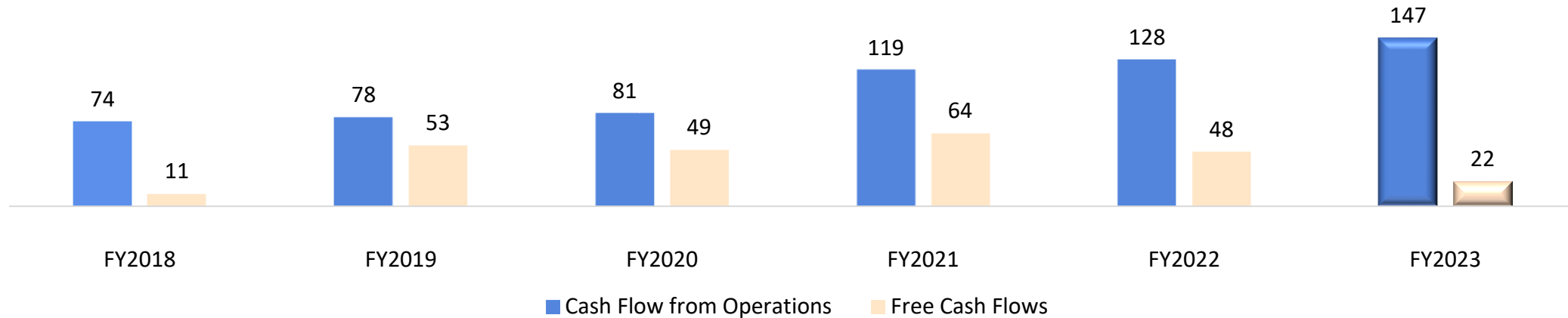


Cash Conversion Ratio (%)



Cash Flow from Operations vs Free Cash Flows

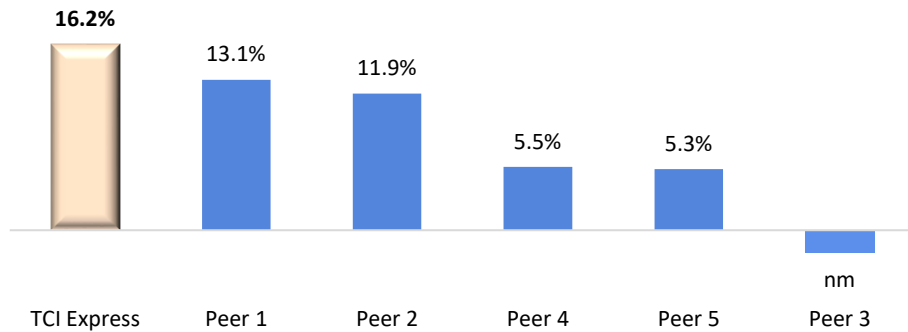
The consistent increase in Cash Flow from operations indicates effective management of operational expenses



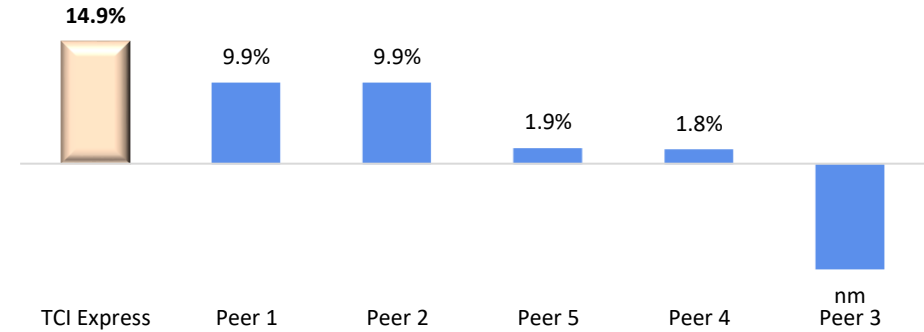
- The company has strong cash flow from operations in FY2023 of Rs. 147 crore
- During FY2023, the company incurred a capital expenditure of Rs. 125 crore for setting up new automated sorting center with a primary focus on enhancing the automation
- Commitment to efficient working capital management, along with a robust, debt free capital structure and a strong cash flow conversion cycle

TCI Express – Leading Margins and Profitability in the Industry

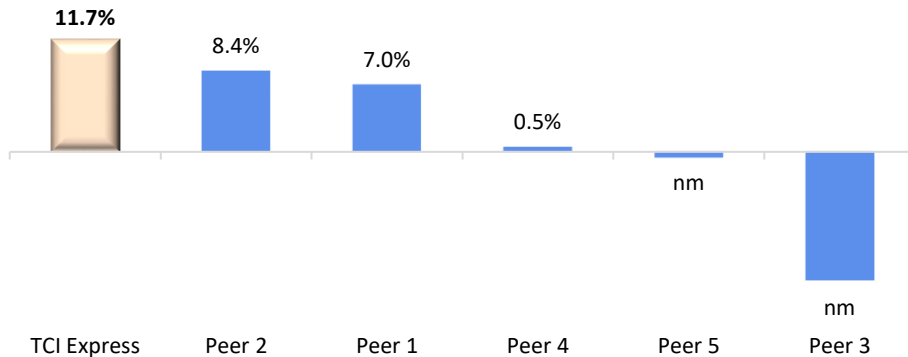
EBITDA Margins %



EBIT Margins %



PAT Margins %



Key Highlights:

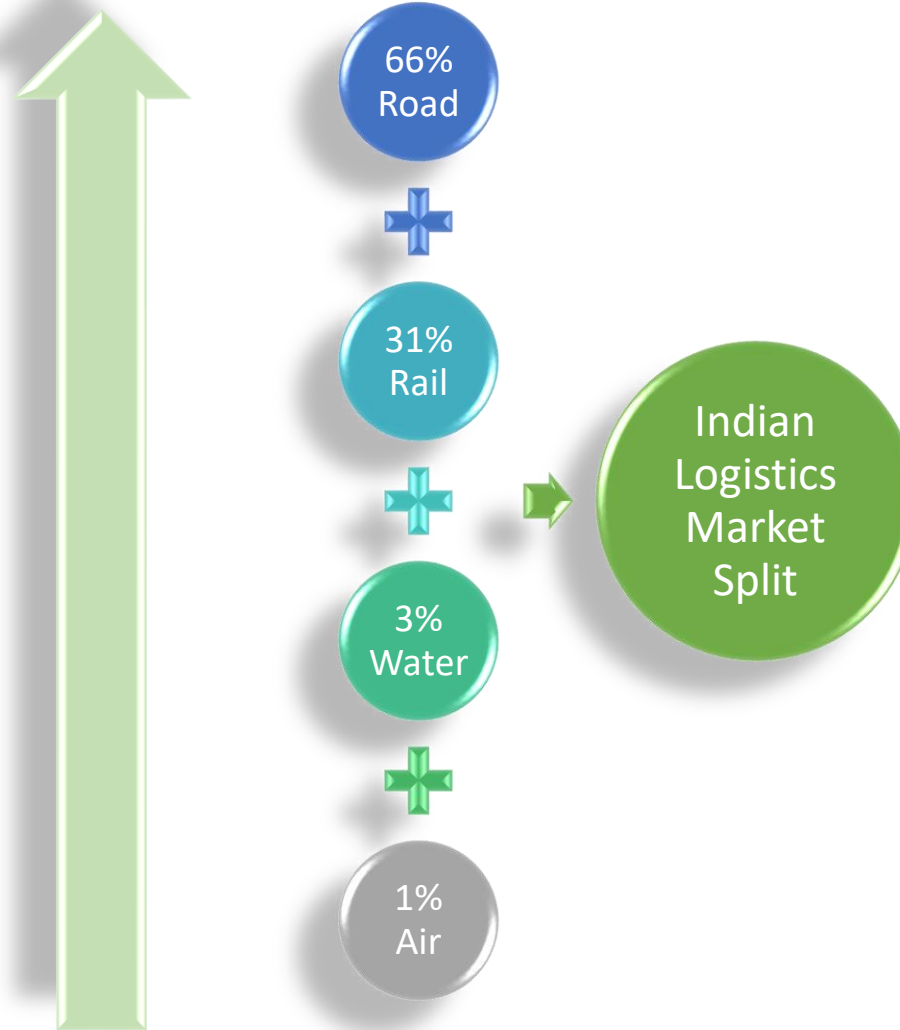
- Market Leader in Supply Chain Management with industry-leading Margins and Profitability Ratios
- Leading market positions, unique asset light model has allowed TCI Express to maintain higher capacity utilization and deliver strong EBITDA margins even during challenging inflationary environment
- Revenue mix driven equally by SMEs and corporates

Notes:

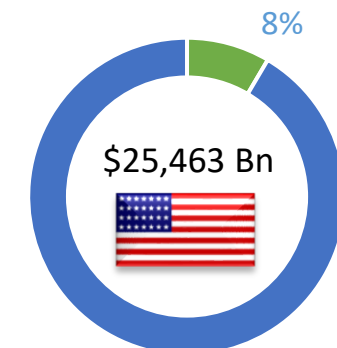
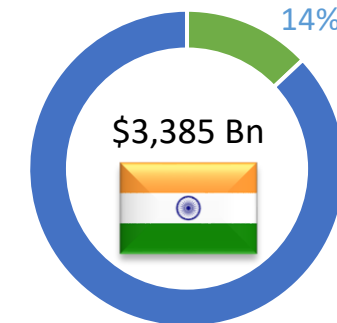
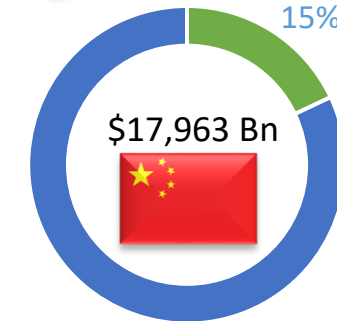
1. All financials are based on FY2023 reported numbers
2. EBITDA and EBIT including Other Income



Express Industry – An Outlook



Logistics as % of GDP



Notes: Source :

1. [Trading Economics](#)
2. [IBEF.org](#)



Growth Drivers for the Indian Logistics Industry



The National Logistics Policy (NLP) assists states and union territories (UTs) in creating their Comprehensive Logistics Action Plan (CLAP), which emphasizes integrated digital logistics systems, standardized physical assets, and improved warehousing services. This policy aims to boost logistics efficiency, enhance trade, and facilitate sector-specific plans for effective logistics.



The PM GatiShakti National Master Plan initiative seeks to enhance multimodal logistics infrastructure by partnering with states and UTs. It provides a unified decision-making platform and extends special assistance to states with a 50-year interest-free loan of ₹1 lakh crore for capital investments. The plan aims to fortify logistics infrastructure and streamline the movement of goods across various transportation modes.



The Unified Logistics Interface Platform (ULIP) and e-Logs are vital components of the NLP, with ULIP serving as an integrated platform to boost efficiency and technology utilization in India's logistics infrastructure, while e-Logs act as a dashboard for seamless access to logistics services, simplifying registration, coordination, and monitoring of logistics stakeholders' issues. These initiatives aim to streamline logistics operations and enhance overall service quality.



India's logistics industry has moved up 6 places to reach the 38th rank out of 139 countries in the World Bank's Logistics Performance Index. Showcasing advancements in logistics services

- Multiple infrastructure projects worth Rs.108 lakh crore under the National Infrastructure Pipeline (NIP) aim to propel growth in the logistics industry
- The government proposes infrastructure development with a 33% increase in capital expenditure, amounting to Rs 10 lakh crore for the fiscal year 2023-24
- The construction of 66,100 km of highways and 3,300 km of dedicated Freight Corridors will optimise the efficiency of freight movement across the country
- The logistics industry employs 22 million people, making it a major source of employment and livelihood for millions



Management Team



Mr. D P Agarwal, *Chairman & Director*

Mr. D P Agarwal is the Chairman and Director of TCI. Mr. Agarwal has been associated with the transport industry for more than 52 years. He has been contributing in developing the unorganized logistics sector into an organized one.

Mr. Agarwal is also associated with various Chambers of Commerce including CII, FICCI & PHDCCI. He also takes active participation in many social and philanthropic activities for the common good.



Mr. Chander Agarwal, *Managing Director*

Mr. Chander Agarwal is a Bachelor of Science in Business Administration from 1996 to 2001 from Bryant College, Smithfield, RI, He joined TCI as Summer Intern and worked in various departments including operations, logistics and marketing etc. thereby getting fair amount of exposure to the key functions in the Company.

His hands-on experience with Transfreight USA, a 3PL specializing in 'lean logistics' for Toyota Motor vehicles, USA, has given him unmatched knowledge of the Supply Chain Management. Currently he is spearheading Group TCI's international expansion across Asia, Latin America & Africa.



Mr. Pabitra Panda, *Chief Operating Officer*

Mr. Pabitra Mohan Panda, is a Chief Operating Officer (COO) of the Company effective from August 7, 2019. He is Post Graduate in Computer Applications and Statistics. He has joined TCI Group in the year 1998 and has a distinguished service record of 24 Years in the Company.

He worked in various functions and departments and risen to the designation of Regional Express Manager. Prior to such elevation as COO, he was appointed Regional Manager-Delhi Region on May 2, 2016.



Management Team



Mr. Mukti Lal, Chief Financial Officer

Mr. Mukti Lal is the Chief Financial Officer at TCIEXPRESS. He is a qualified Chartered Accountant and has been associated with Transport Corporation of India Limited (the Demerged Company) in various capacities for last 19 years. He was working as CFO-XPS, Division of Transport Corporation of India Limited. He is a finance professional with over a decade of experience spanning the entire gamut of finance and had played major role in overall strategy and corporate governance



Mr. Girija Shankar, Chief Marketing Officer

Mr. Girija Shankar Das is an MBA having specialization in Marketing. He joined TCI Group in 2005 and has more than a decade of versatile experience in operations, sales, marketing and Customer Retention. He has worked in various functions and departments including "Zonal Express Manager" at Chennai and Bhiwandi (Mumbai). Currently he is serving the position of Chief Marketing Officer in TCI Express Limited

Sustainability a Core Pillar of Strategy

Environment

Water Conservation

Implemented rainwater harvesting and various water-saving initiatives, including aerator taps, sensor-based taps, RO water reutilization, rain harvesting, water reuse, and STP for wastewater treatment and reuse

Renewable Energy Generation

Installed solar panels at Gurgaon and Pune sorting centers, generating a total of 804,311 kWh of renewable electricity in FY2023, reducing GHG emissions

Emission Reduction

Replaced approximately 30% heavy capacity trucks with ones compliant with BS-VI standards, reducing harmful emissions

Educational Aid and Empowerment

Implemented diverse social initiatives, including educational aid for 1,500+ children, underprivileged youth, sports training for 1,000+ individuals, and empowerment through "Saksham" project for 5,000+ individuals

Safety, Environment, and Health

Implemented accident prevention measures, abided by labor laws for fair wages, maintained zero-tolerance for discrimination, and ensured robust data protection

CSR Impact

Demonstrated strong financial capability through CSR initiatives, contributing ₹2.80 Crores in various projects during FY2023

Social

Governance

Board Composition and Diversity

4 out of 8 directors on the board are independent, and there is a balanced professional Board with the right mix of Executive, Non-Executive, and Independent Directors, bringing rich experience and expertise from diverse backgrounds relevant to the business

ESG Training and Commitment

Conducted ESG specific trainings for Directors, KMP, Employees, and stakeholders, apprising them of the company's commitment towards meeting ESG performance through BRSR

Risk Management, Ethics, and Data Protection

Implementing regular risk assessment and maintaining a zero-tolerance policy against unethical conduct. Ensuring robust data protection with VPN software and cyber security audit to safeguard customer information and privacy

ESG Profile – Consolidating all ESG Disclosures

TCI EXPRESS
LEADER IN EXPRESS

Track Your Shipment Picku

ABOUT US ▾ EXPRESS SERVICES ▾ VERTICALS ▾ INVESTOR RELATION ▾

India's fastest
EXPRESS DELIVERY SERVICE

- Surface Express
- Air Domestic Express
- Air International Express
- Rail Express
- E-Commerce Express
- C2C Express
- Cold-Chain Express

BOARD OF DIRECTORS
CORPORATE GOVERNANCE
CORPORATE INFORMATION
SHAREHOLDING PATTERN
FINANCIAL REPORTS

INVESTOR & ANALYST CORNER
CREDIT RATING
UNPAID DIVIDEND
SCHEME OF ARRANGEMENT
INVESTOR'S FAQs

VISIT OUR ESG PROFILE

TCI EXPRESS
LEADER IN EXPRESS

1

--All Categories-- --All Sub Factors-- --All Keywords-- --ESG World Framework-- --All Frameworks-- --TimeStamp--

Last Updated: 06 Dec 2021 Public Views: 1,705 Feedback Last 30 Day's Refresh Company Approved Profile

5 Search

Sub Factor	Keywords	Frameworks	Links	Metric	Highlights
Company Overview					
ESG a Core Pillar of Strategy	Strategy	FIMI Principle 01: Integrate Sustainable Development GRI 102: GD Strategy IFC PS 1: Environmental and Social Risks and Impacts SASB: Leadership and Governance SDG 17: Partnerships to achieve the Goal WEF Governance: Risk and Opportunity Oversight			2 At TCI Express Limited, we are committed to manage environmental and social footprint in our operations. We believe that making the environment an integral part of our business operations will create a positive impact on our business considering our widespread operations. The Company believes that its business activities have an extensive impact on the society in which it operates. The Company participates in numerous initiatives towards environmental and sustainable development and practices towards an environmentally responsible corporate citizen
ESG Reporting Track Record	Metrics	FIMI Principle 10: Verifiable Stakeholder Reporting GRI 102: GD Reporting Practice SASB: Leadership and Governance SDG 17: Partnerships to achieve the Goal WEF Governance: Risk and Opportunity Oversight			We are uploading ESG as quarterly presentation. We have also shared link in our Annual Report
Dedicated Executive ESG Role	Ratings Focus Executive Management	CDP: Climate GRI 102: GD Strategy IFC PS 1: Environmental and Social Risks and Impacts SASB: Leadership and Governance SDG 17: Partnerships to achieve the Goal TCFD: Governance UNGC Principle 07 Environment WEF Governance: Governing Purpose			Our CSR Committee oversees the social responsibility vision with diligence, transparency and ownership. Mr. D. P. Agarwal - Chairman and Non-Executive Director, is the Chairman of CSR Committee. The BRR related performance is headed by Mr. Chander Agarwal, Managing Director of the Company

Visit ESG Profile on our Website in Investor Relation Section or click here - <https://bit.ly/2LmB6fd>

- 1 Consolidates all ESG disclosures on a single platform, enabling stakeholders to conveniently conduct their due diligence
- 2 Highlights – Captures qualitative ESG content associated with the respective subfactor
- 3 Links – Provide easy access to the underlying source documentation by click of a button
- 4 ESG disclosures mapped with International ESG Reporting Frameworks
- 5 Search based on key words. Conveniently search for specific ESG information
- 6 Feedback – TCI Express solicits feedback from all the stakeholders on their ESG disclosures. Click and provide feedback

Awards and Recognition

Awards



The Economic Times Most Promising Business Leader of Asia 2022-23

Conferred with the Supply Chain and Logistics Excellence (SCALE) awards for the best "Express Courier" 2022 by the prestigious Confederation of Indian Industry (CII)



Launch of "Express Delivery Services" Supporting the Journey towards India@2047

Awards



Most Trusted Brand of India 2023

TCI Express Ltd., one of the leading express delivery service provider in India, has been awarded the prestigious title of the "Most Trusted Brand of India 2023" by Team Marksmen.

This recognition reflects company's commitment to providing reliable and secure pickup and delivery solutions to its customers across the country. Demonstrating a dedication to excellence and innovation, TCI Express has solidified its position as a trusted provider of logistics solutions in India.



LEED Gold Certification 2023

TCIEXPRESS Limited has been awarded the prestigious **LEED Gold certification** by the USGBC. This recognition is a testament to TCIEXPRESS' commitment and innovative initiatives towards sustainability, making it the first B2B express logistics company in India & Asia to receive such an esteemed award.

The USGBC has awarded our 'GIGA,' Sorting Centre, Tajnagar, Gurugram, with the 'Gold' rating under the LEEDv4 BD+C Warehouses and Distribution Centers rating system, for outstanding sustainability practices and commitment towards environmental responsibility.



Sustainable Awards



Greatest Sustainable Brand & Leader 2023



In recognition of its steadfast commitment to sustainability, TCI EXPRESS has proudly received the esteemed title of **Sustainable Organization 2023** from the Economics Times. This prestigious accolade acknowledges the company's dedication to adopting sustainable practices and showcases its leadership in promoting environmental consciousness.



Awards and Recognition

Corporate Governance



Ranked 438 in Top 500
Companies based on Market Cap, as on March 31, 2023

Credit Instruments rated by two leading Credit Rating Agencies
CRISIL Rating: AA-
ICRA Rating: A1+

Industry Recognition



2022 Burgundy Private Hurun India 500



Marksmen Daily Most Trusted Brands of India 2023



Business Superbrand of 2022-23



The Economic Times Iconic Brands of India



Sustainable Organisations 2023



Building a high trust & Performance culture



International Air Transport Association

SORTING CENTER AWARDS



Complementing India's Sustainability Movement TCI Express Ltd. **GIGA Sorting Centre in Tajnagar** has received the GEM 5 Certification

ASOCHAM GEM Sustainable Warehouse and Logistics Hub Certification evaluates development's sustainability from design through construction to operation. The highest rating level in this program that may be attained is GEM 5



Pune Sorting Centre, has also been awarded GEM 5 Certification

We are pleased to be a part of India's Sustainability movement to Care for Mother Earth, with the aim of promoting environmentally sustainable green building design and construction



Capital Market Information

Key Facts 02nd August 2023

BSE / NSE Ticker	540212/ TCIEXP
CMP (Rs.)	1,542
Shares O/S (Cr)	3.83
Market Cap (Rs. Cr)	5,909
52 Week H/L (Rs.)	2,010/1,384

Share Price Information, as on 02nd August 2023

CAGR Return: TCI Express **+26.7%** S&P BSE Sensex **+15.6%**



Contact Information

This presentation contains statements that are “forward looking statements” including, but without limitation, statements relating to the implementation of strategic initiatives, and other statements relating to TCI Express’ future business developments and economic performance. While these forward looking statements indicate our assessment and future expectations concerning the development of our business, a number of risks, uncertainties and other unknown factors could cause actual developments and results to differ materially from our expectations.

These factors include, but are not limited to, general market, macro-economic, governmental and regulatory trends, movements in currency exchange and interest rates, competitive pressures, technological developments, changes in the financial conditions of third parties dealing with us, legislative developments, and other key factors that could affect our business and financial performance.

TCI Express undertakes no obligation to publicly revise any forward looking statements to reflect future / likely events or circumstances.

For further information, please contact:

<p>Mukti Lal Chief Financial Officer, TCI Express</p> <p>+91 124 238 4090-4094 mukti.lal@tciexpress.in</p>	<p>Bhushan Khandelwal / Anvita Raghuram Churchgate Partners</p> <p>+91 22 6169 5988 tciexpress@churchgatepartners.com</p>
--	---



TCI EXPRESS LIMITED

TCI house, 69 Institutional area, Sector - 32,
Gurgaon 122001, Haryana, India

P: +91 124 2384090-94 • E: info@tciexpress.in

W: www.tciexpress.in • Toll free: 1800 2000 977

